



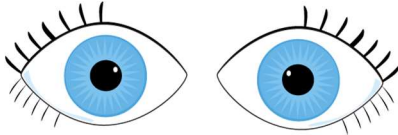
## Classroom News



Last week, we wrote the letter T,t between top, middle, and bottom lines. We also identified healthy and unhealthy habits. On Thursday, we enjoyed wearing special costumes on Character Day!

## A Peek at Next Week

Theme: Sense of seeing



- Use our eyes to discover things around us.
- Identify the parts of the eye (iris, pupil, eyelashes).
- Discover the function of the eyes.

Letter:

- Identify the letter (F,f), its sound /f/, and its alpha friend Fifi Fish.
- Initiate words that begin with /f/.
- Write letter (F,f) between the top, middle, and bottom lines.



- **Line:** Trace oblique lines.
- **Color:** Distinguish things orange items..
- **Shapes:** Draw triangles.
- **Number:** Trace number 3.
- **Pattern:** Extend an AAB Pattern.



Getting your eyes checked on a regular basis will keep your vision sharp and help detect serious diseases.

## Online Resources




<https://www.youtube.com/watch?v=tqzS2TwWwsM>



Play-Doh ABC song | Play & Learn ABC English Alphabet, English letters song



## Think Outside the Box!

Monday	Tuesday	Wednesday	Thursday	Friday
Write the numbers 1,2,3 and draw shapes accordingly.	Draw or paste three pictures that begin with /f/. 	Draw oblique lines freely using felt markers. 	In a dark room, use a flashlight to point at objects and name them. 	Write the letters that you've learned (L,l) (T,t) (F,f). Draw or paste pictures that begin with each letter.